

DIN
TYPE

MOLD COUPLING SOCKETS

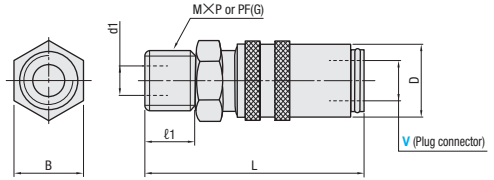
— MALE THREAD TYPE / HOSE ATTACHMENT TYPE —

Use in atmospheric pressure 2,500 Kpa (25.49 kgf/cm²) or lower.

Male thread type



Type	Valve	max. C	Thread
D-F100-CM	●	100	MxP
D-F100-CMG	●	100	PF(G)
D-F100-CMT	—	100	MxP
D-F160-CM	●	160	MxP
D-F160-CMT	—	160	MxP



M C3604

Metric thread type

B	D	L	l1	d1	MxP	Part No.		
						Type	V	M
17	17	48	9	6	M14x1.5	D-F100-CM	9	14
22	22	52				D-F100-CMT		
				9	M16x1.5	D-F160-CM	13	16
30	31	78	16	15	M24x1.5	D-F160-CMT	*19	24

*V19 is applicable only for D-F100-CM and D-F100-CMT



Order

Part No.	—	M
D-F160-CMT13	—	16
Part No.	—	No.
D-F100-CMG9	—	2



Days to Ship



Stock



Price

Order / Quote:

WOS: <https://in.misumi-ec.com/>

TEL:+91-124-468-8800 E-mail:cs@misumi.co.in

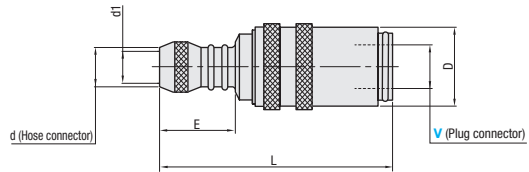
Parallel pipe thread type

B	D	L	l1	d1	PF(G)	Part No.		
						Type	V	No.
17	17	48	9	6	G1/4A	D-F100-CMG	9	2
22	22	52						
30	31	74	12	13	G1/2A		19	4

For hose attachment



Type	Valve	max. C
D-F100-CV	●	100
D-F100-CVT	—	100
D-F160-CV	●	160
D-F160-CVT	—	160



M C3604

d	D	L	E	d1	Part No.	
					Type	V
9	17	53	22	6	D-F100-CV	9
					D-F100-CVT	
13	22	62	25	9	D-F160-CV	13
					D-F160-CVT	
19	31	90	32	13		*19

*V19 is applicable only for D-F100-CV and D-F100-CVT



Order

Part No.

D-F100-CV19
D-F160-CVT13



Days to Ship

Stock



Price

Order / Quote:

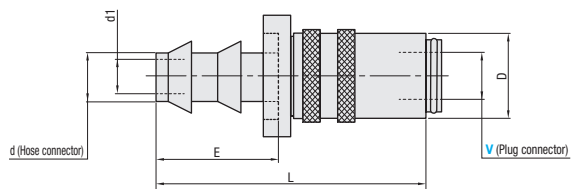
WOS: <https://in.misumi-ec.com/>

TEL:+91-124-468-8800 E-mail:cs@misumi.co.in

For hose attachment (Pusher lock type)



Type	Valve	max. C
D-F100-CVL	●	100
D-F100-CVTL	—	100



M C3604

A Rings (Red, Blue)

d	D	L	E	d1	Part No.	
					Type	V
9	17	54.2	22.4	6	D-F100-CVL	9
13	22	64.4	26.1	9	D-F100-CVTL	



Order

Part No.

D-F100-CVL9



Days to Ship

Stock



Price

Order / Quote:

WOS: <https://in.misumi-ec.com/>

TEL:+91-124-468-8800 E-mail:cs@misumi.co.in

