

# MOLD COUPLING SOCKETS

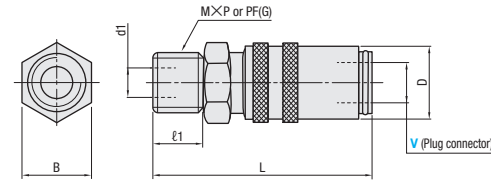
—MALE THREAD TYPE—

Use in atmospheric pressure 2,500 Kpa (25.49 kgf/cm<sup>2</sup>) or lower.

## Male thread type



Type	Valve	max. C	Thread
D-F100-CM	●	100	MxP
D-F100-CMG	●	100	PF(G)
D-F100-CMT	—	100	MxP
D-F160-CM	●	160	MxP
D-F160-CMT	—	160	MxP



C3604

## Metric thread type

B	D	L	l1	d1	MxP	Part No.		
						Type	V	M
17	17	48	9	6	M14×1.5	D-F100-CM	9	14
22	22	52				D-F100-CMT		
						D-F160-CM	*19	24
30	31	78	15	M24×1.5	D-F160-CMT			

\*V19 is applicable only for D-F100-CM and D-F100-CMT

	Order	Part No. — M
		D-F160-CMT13 — 16
	Order	Part No. — No.
		D-F100-CMG9 — 2

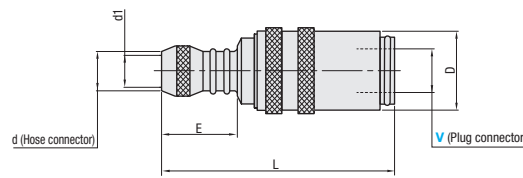
## Parallel pipe thread type

B	D	L	l1	d1	PF(G)	Part No.		
						Type	V	No.
17	17	48	9	6	G1/4A	D-F100-CMG	9	2
22	22	52						
30	31	74	12	13	G1/2A		19	4

## For hose attachment



Type	Valve	max. C
D-F100-CV	●	100
D-F100-CVT	—	100
D-F160-CV	●	160
D-F160-CVT	—	160



C3604

d	D	L	E	d1	Part No.		
					Type	V	
9	17	53	22	6	D-F100-CV	9	
					D-F100-CVT		
13	22	62	25	9	D-F160-CV	*19	
					D-F160-CVT		

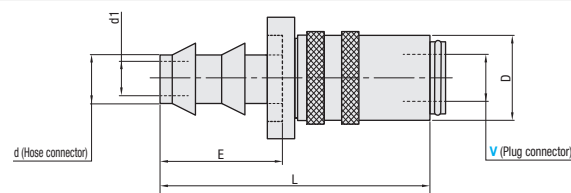
\*V19 is applicable only for D-F100-CV and D-F100-CVT

	Order	Part No.
		D-F100-CV19
	Order	Part No.
		D-F160-CVT13

## For hose attachment (Pusher lock type)



Type	Valve	max. C
D-F100-CVL	●	100
D-F100-CVTL	—	100



C3604  
A Rings (Red, Blue)

d	D	L	E	d1	Part No.			
					Type	V		
9	17	54.2	22.4	6	D-F100-CVL	9		
					D-F100-CVTL			
13	22	64.4	26.1	9			13	

	Order	Part No.
		D-F100-CVL9

# MOLD COUPLING PLUGS

—LONG TYPE—

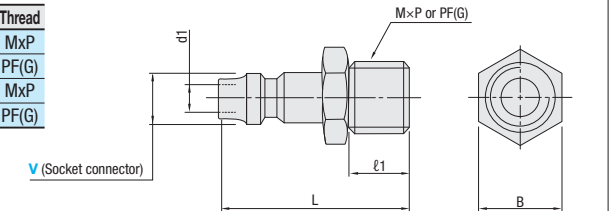
Use in atmospheric pressure 2,500 Kpa (25.49 kgf/cm<sup>2</sup>) or lower.

Products beginning with "10PACK-" include 10 pieces, a value buy compared to individual product purchases (confirm the actual prices online).

## Male thread type



Type	Valve	max. C	Thread
D-NM	●	100	MxP
D-NMG	●	100	PF(G)
D-NMT	—	100	MxP
D-NMTG	—	100	PF(G)



C3604

## Metric thread type

B	L	l1	d1	MxP	Part No.		
					Type	V	M
15	29	12	6	M14×1.5	D-NM	9	14
17	30						
27	51	16	13	M24×1.5	10PACK-D-NM	19	24
11	24	7	6	M10×1.0	D-NMT	9	10
15	26						
17					10PACK-D-NMT	13	14
						19	16
27	51	16	13	M24×1.5		19	24

	Order	Part No. — M
		D-NMT13 — 16
	Order	Part No. — No.
		10PACK-D-NMG9 — 2

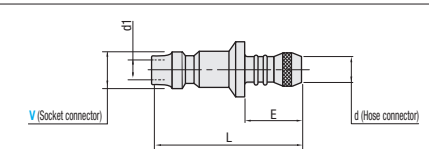
## Parallel pipe thread type

B	L	l1	d1	PF(G)	Part No.		
					Type	V	No.
15	29	12	6	G1/4A	D-NMG	9	2
17	30						
22	47	13	9	G1/2A	10PACK-D-NMG	19	4
27	51						
11	24	7	6	G1/8A	D-NMTG	9	1
15	26						
					10PACK-D-NMTG	13	2
17						19	3
22	47	12	13	G1/2A		19	4
27	51	16	13	G3/4A			

## For hose attachment (With head)



## D-NVT

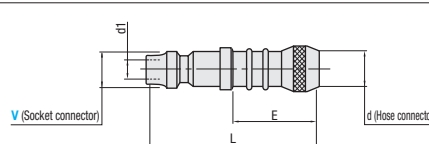


C3604  
Usable temperature up to 100 °C

## For hose attachment (Straight)



## D-NVTS



C3604  
Usable temperature up to 100 °C

d	L	E	d1	Part No.		
				Type	V	
9	39.5	22.5	6	D-NVT	13	
13	54	25	9	10PACK-D-NVT		

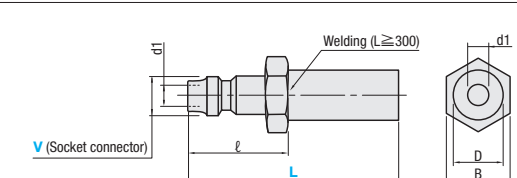
d	L	E	d1	Part No.		
				Type	V	
9	43.5	22.5	6	D-NVTS	9	
13	42	25	9			
19	61	32	13			10PACK-D-NVTS

	Order	Part No.
		D-NVT13
	Order	Part No.
		10PACK-D-NVTS9

## Long type



## D-NLT



C3604  
Usable temperature up to 100 °C

B	D	d1	l	Part No.		
				Type	V	L
9	8	5	21	D-NLT	9	63 100
11	10	6				120 240 360
15	14	9	23		13	150 300 450

	Order	Part No. — L
		D-NLT19 — 500