

DIN
TYPE

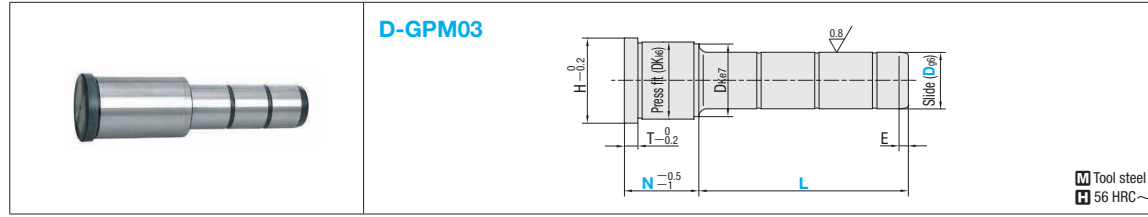
DIN TYPE GUIDE PILLAR

—OIL GROOVE / STEP TYPE—

DIN
TYPE

DIN TYPE GUIDE PILLAR

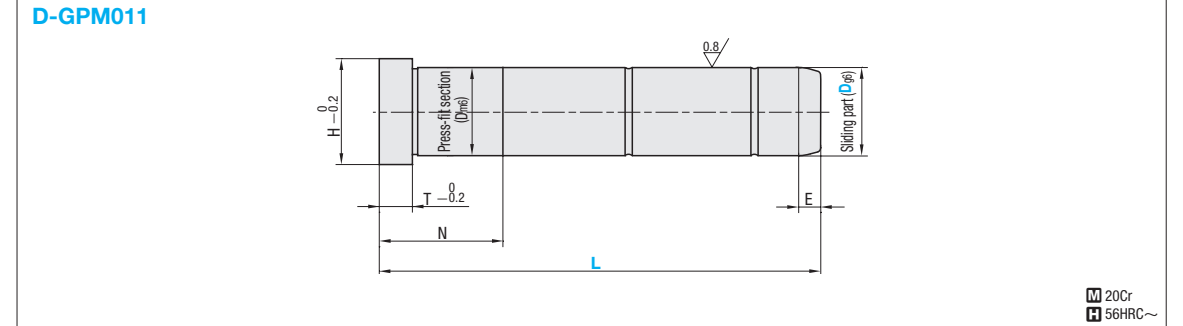

—OIL GROOVE / STRAIGHT TYPE—



Tool steel
56 HRC~

DK	Press Fit Part		E	T	H	Part No.		L	N
	k6	e7				Type	Slide Part D		
14	+0.012 +0.001	-0.032 -0.050	4	3	16	D-GPM03	9	20 35 50	9
								25 45 65	12
								20 30 55	17
								25 35 55	22
								30 50	27
								25 45	36
								30 45 75	46
								35 60	56
								45	66
								35 55 75 95	17
20							14	20 35 40 45 50 55 65 70 90 110	22
								20 35 40 45 55 65 85 105	27
								20 35 40 45 55 65 75 95	36
								20 35 45 65 85 105	46
								20 35 55 75 95	56
								55 95	66
								55 95	76
								55 95	86
								55 95	96
								75	116
26	+0.015 +0.002	-0.040 -0.061	7	6			18	35 55 75 95	17
								20 35 40 45 50 55 60 65 70 80 85 115	22
								20 35 40 45 50 55 60 65 70 80 85 105 125 155	27
								20 *35 *40 45 50 55 60 *65 *70 75 80 *95 115 135 155	36
								20 *45 *65 *85 *105 135 165	46
								20 *35 *55 75 95	56
								*55 *75 *95	66
								*55 75 *95	76
								55 75 95	86
								55 95	96
30							22	35 55 75 105 130	17
								25 45 50 60 65 70 80 85 105 125 165	22
								25 *45 *50 *55 *60 70 *75 80 *95 *115 135 *165 195	27
								25 *45 *50 60 *65 70 80 *85 *105 115 125 *165 195	36
								25 *45 *55 *75 *95 *115 *165 195	46
								*55 *75 *95	56
								*55 *75 *95	66
								25 *45 *65 *75 *95 115	76
								*55 *75 *95	86
								55 75 *95 115 135 155	96
42	+0.018 +0.002	-0.050 -0.075					30	35 75 130	17
								45 65 105 165	22
								*55 *75 *95 *115 *155	27
								*45 *65 85 105 *125 *165 195	36
								*55 *75 *95 *115 *135 *175 195	46
								*55 *75 *95 *115 135 *175 195	56
								55 *75 *95 *115 135 *175 195	66
								55 *75 95 115 *155 195	76
								*55 *75 95 *115 155	86
								*55 75 *95 115 155 195	96
54							40	75 95 115 155	116
								95 115 155	136
								115 155	156
								135 175	176
								155 195	196
								75 *135	36
								95 165	46
								*75 115 *155 195	56
								*75 *135	66
								75 *115 *175	76
66	+0.021 +0.002	-0.060 -0.090	10				50	95 115 155	96
								95 115 135 195	116
								95 115 135 215	136
								115 155 195 215	156
								135 155 175	176
								155 195 235	196
								115 135 155 175 195	76
								115 155 175 195	96
								135 155 175 195	116
								135 155 175 195	136
80							60	155 175 195 215	156
								175 195 215 245	176
								195 215 245	196
								115	96
								135	116
								135	136
								155	156
								175	176
								195	196
								195	246

Order	Part No.	D	L	N	Alterations	Code	Spec.
	D-GPM03	18	20	36		GN	No oil groove



20Cr
56HRC~

Sliding part Dg6	Press-fit section Dm6	E	T	H	N	Part No.		L
						Type	D	
18	-0.006 -0.017	18	+0.018 +0.007	8	22	D-GPM011	18	80 100
								120 160
								140 160
								180 200 220
								80 100
20		20		7	24		20	80 100
								120 160
								140 160
								180 200 220
								100
22	-0.007 -0.020	22	+0.021 +0.008	15	26		22	120 140
								160 180
								200 220 240 280
								100
								120 140
24		24			28		24	160 180
								200 220 240 280
								100
								120 140
								160 180
30		30			36		30	220 240 280 320 360
								120 140 160 180 200
								200 220 240 280
								100
								120 140 160 180 200
32	-0.009 -0.025	32	+0.025 +0.009		48		32	240 280 320 360
								200
								240
								300 360
								240
40		40			96		40	240 360
								240
								300 360
								240
								300 360

Order	Part No.	D	L
	D-GPM011	18	80