


URETHANE STRIPPERS

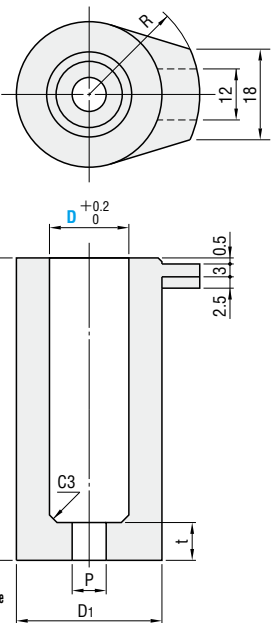
URETHANE STRIPPERS



RoHS

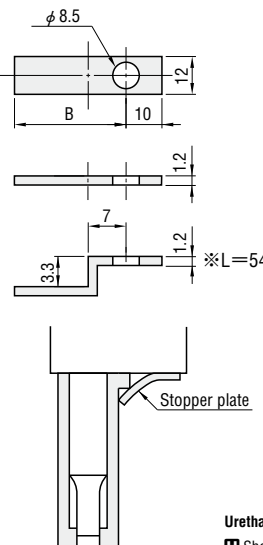
TUS

Urethane



Urethane Products Guide P.1501

Fall-stopper plate



Urethane
Shore A95
Stopper plate
SPC

D	D ₁	R	P	t	B	Applicable retainer types	N(kgf) Load		Catalog No.	Base unit price	
							F=L×10%	F=L×15%			
10	18	13	3.5	6	16	—	981(100)	1373(140)	TUS	1~19 pieces	
					17.5	②					10-54
					24.5	①					10-59
					17.5	②					10-61
					24.5	①					10-66A
13	23	15.5	3.5	6	17.5	②	1569(160)	1961(200)	TUS	Quotation	
					22.0	①					13-59
					17.5	②					13-61
					22.0	①					13-66A
					22.0	①					13-66B
15	25	16.5	4	6	12.5	—	1863(190)	2256(230)	TUS	Quotation	
					②	15-54					
16	28	18	4	6	17.5	②	2452(250)	2942(300)	TUS	Quotation	
					②	16-59					
					②	16-66					
20	33	20.5	4	7	12.5	—	3040(310)	3727(380)	TUS	Quotation	
					②	20-54					
					②	20-59					
25	40	24	4	7	17.5	②	4119(420)	5099(520)	TUS	Quotation	
					②	20-66					
					②	25-59					
					20.5	②					
					②						
					②						

Applicable retainer types: ① Single fixing-bolt type P.739-P.740 ② Triangular type P.745-P.746 Load (kgf) = Load (N) × 0.101972

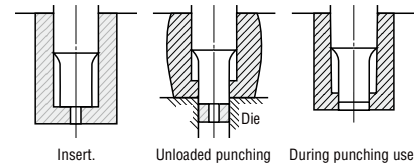
 Order
 Days to Ship
 Price

Catalog No.

TUS 10-59


Quotation

At the time of die adjustment, prepare the urethane stripper by performing unloaded punching so that its shape matches the punch tip before use. (Can also be used for shaped punches.)



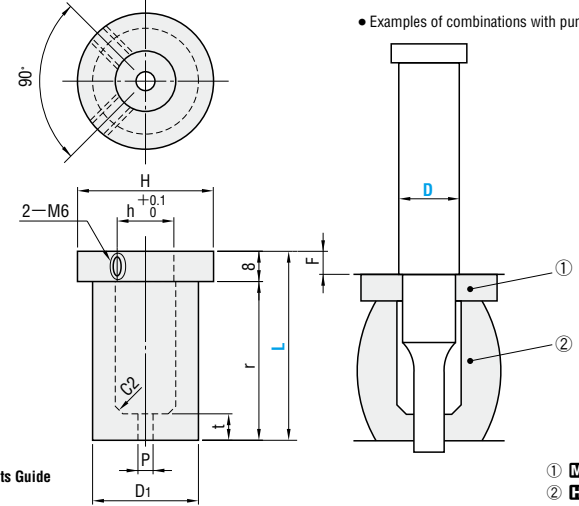
Applicable retainers for TUS

Type	Retainer
①	SP-APS · SPARS · SP-FPS · SPFRS ... P.739
	TP-APS · TPARS · TP-FPS · TPFRS ... P.740
	25CRN-AP · 25CRNAR · 25CRN-FP · 25CRNFR ... P.745
	CRN-AP · CRNAR · CRN-FP · CRNFR ... P.746



RoHS

USN



Urethane Products Guide P.1501

Examples of combinations with punches

① S50C
② Shore A95

F=ℓ×10%	F=ℓ×15%	F=ℓ×20%	Punch diameter D	D ₁	P	t	h	H	L	Catalog No.		L	Base unit price
										Type	Nominal size		
3.2	1226	4.8	1569	6.4	1863	10	18	3.5	6	9.2	23	40	Quotation
4.2	{125}	6.3	{160}	8.4	{190}					50			
3.2	1961	4.8	2452	6.4	2942	13	23	3.5	6	12.2	23	40	Quotation
4.2	{200}	6.3	{250}	8.4	{300}					50			
3.2	2746	4.8	3530	6.4	4217	16	28	4	7	15.2	28	40	Quotation
4.2	{280}	6.3	{360}	8.4	{430}					50			
3.2	3334	4.8	4217	6.4	5001	20	33	4	7	19.2	33	40	Quotation
4.2	{340}	6.3	{430}	8.4	{510}					50			
3.2	5099	4.8	6472	6.4	7453	25	40	4	7	24.2	40	40	Quotation
4.2	{520}	6.3	{660}	8.4	{760}					50			
3.2	7845	4.8	9807	6.4	11278	32	50	5	7	31.2	50	40	Quotation
4.2	{800}	6.3	{1000}	8.4	{1150}					50			

Load (kgf) = Load (N) × 0.101972

 Order
 Days to Ship
 Price

Catalog No.

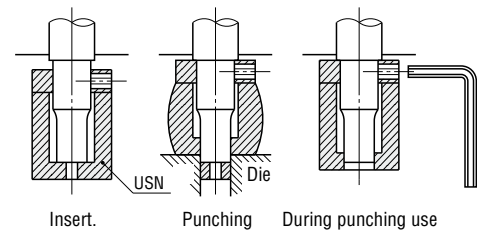
USN 16 - 50

Quotation

Quotation

At the time of die adjustment, prepare the urethane stripper by performing unloaded punching so that its shape matches the punch tip before use. (Can also be used for shaped punches.)

The punch must be modified for urethane stripper installation (alteration code UC).



Select retainers: P.749